



Summer 1

Long, long ago
Heroes and helpers



Communication and Language

Children will continue to learn to be good listeners and be clear communicators as they talk about their own experiences. Children will be encouraged to explain their ideas and ask questions to further their understanding.

Reading a range of fiction and non-fiction books linked to the topic will be a key focus of each week and we will be developing vocabulary linked to our learning.

Physical Development

In our PE lessons we will be moving to music and creating dances.

We continue with busy fingers activity each morning to develop hand strength.

Cutting skills: Please help your child to hold scissors correctly. Children will be practicing cutting out smaller shapes with more precision.

We will continue to focus on using a tripod grip when using pens, pencils, chinks and paint brushes.

We will focus on letter formation this term. Please see attached sheet with the formation ditties we use in school.



Personal, Social and Emotional development



In our 'Jigsaw Jennie' lessons our topic is 'Relationships'

We will be thinking about:

- Discussing how we all belong to a family group.
- Think about ways to solve problems in friendships.
- Consider the impact of unkind words.
- Use calm time to manage feelings.
- Think about how to be a good friend.

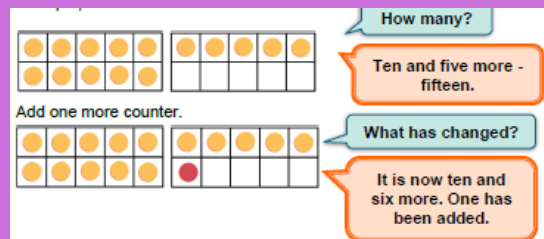
In these sessions we use a character called Jigsaw Jennie

Maths (Summer term)

We will learn about:

Teen numbers.

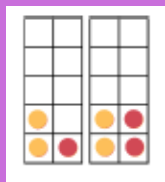
We learn about this as being 'ten and some more'



Doubling and halving number

Odd and even numbers

We will explore odd and even numbers using the tens frames and numicon (pictured below)



Literacy

We will be reading some key texts including 'Stomp, dinosaur, stomp!', 'Lifesize' (dinosaurs). We will also be looking at lots of nonfiction book to support learning.

Phonics: Phase 4 phonics focuses on reading words with consonant blends and clusters.

Consonant blends – 2 consonants together in a word e.g. best (the 'st' is the consonant blend)

Consonant clusters – 3 consonants together in a word e.g. strong (the 'str' is the cluster)

Understanding the World


In the 'long, long ago' topic we will create a 'timeline'. We will place certain events on e.g. when they were born, when parents and grandparents



























In the 'Heroes and helpers' topic we will learn about people in society who help us. We are hoping to have visits from the Police, fire brigade and doctors. Children will have lots of opportunities to ask questions.

Expressive Arts and Design

We will be listening to music from the film Jurassic Park and moving to the music. Children will then use the percussion instruments to create their own dinosaur sounds.

We will use clay to develop our 3D modelling skills.



								
Around the astronaut's helmet and down into space.	Down bear's back, up and round his big tummy.	Curl around the cat.	Round the duck's body, up to its head and down to its feet.	Around the elephant's eye and down its trunk.	Down the flamingo's neck, all the way to its foot, then across its wings.	Round the goat's face, up to his ear, down and curl under his chin.	Down, up and over the helicopter.	Down the iguana's body, then draw a dot at the top.
								
All the way down the jellyfish; dot on its head.	Down the kite, up and across, back and down to the corner.	All the way down the lollipop.	Down, up and over the mouse's ears, then add a flick on the nose.	Down the stick, up and over the net.	All around the octopus.	Down the penguin's back, up and around its head.	Round the queen's face, up to her crown, down her robe with a flick at the end.	From the cloud to the ground, up the arch and over the rainbow.
								
Under the snake's chin, slide down and round its tail.	From the tiger's nose to its tail, then follow the stripe across the tiger.	Down and around the umbrella, stop at the top and down to the bottom and flick.	Down to the bottom of the volcano and back up to the top.	From the top of the wave to the bottom, up the wave, down the wave, then up again.	Start at the top, then across to the bottom of the box.	Down and round the yo-yo, then follow the string round.	Zip across, zag down and across the zebra.	

